

How to access your learning from home



Using Microsoft Teams

Mrs Ingham – Assistant Principal Teaching and Learning

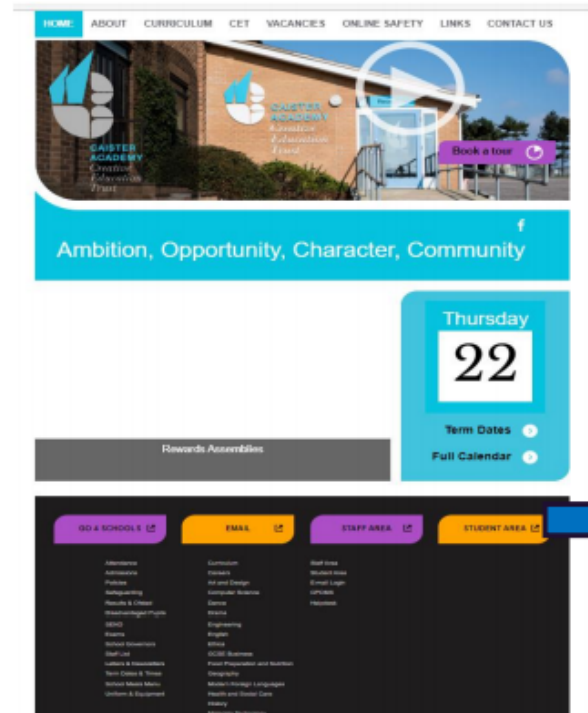
CAISTER ACADEMY

Creative Education Trust

**School of Literature
and Performing Arts**

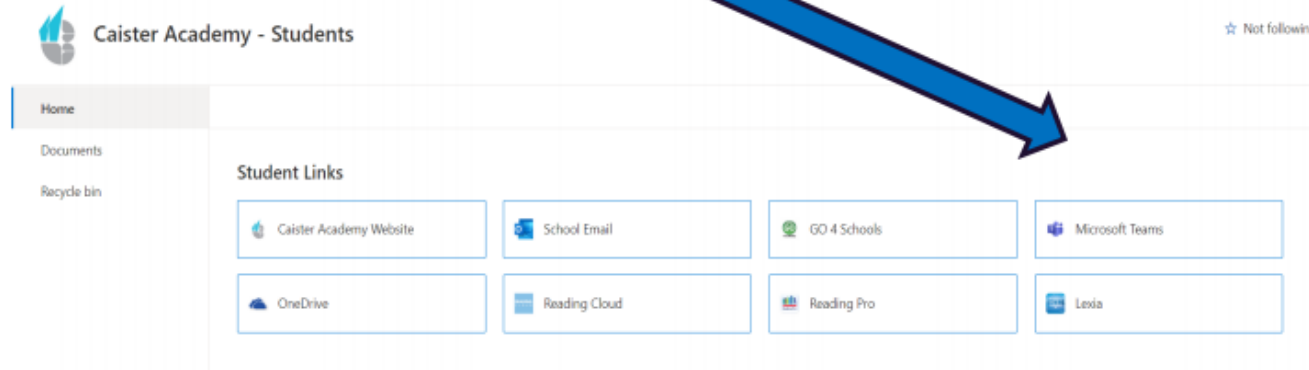
How to access your lessons on Microsoft Teams

Teams can be accessed through the Caister Academy website.



Select
**Student
Area** on
the
website.

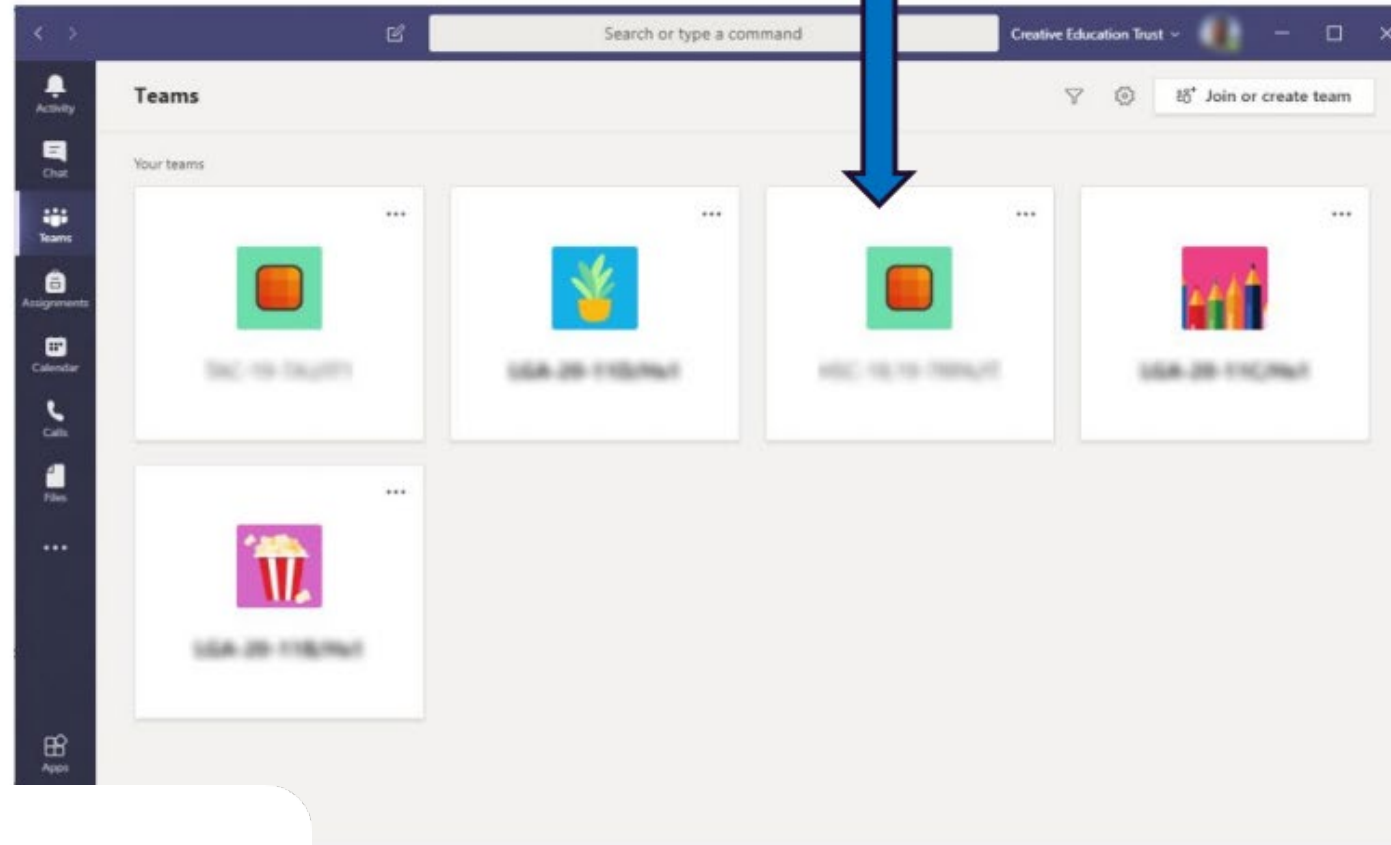
The **Student Links** menu will appear. Select **Microsoft Teams**. It will ask for your school email address.



The screenshot shows the 'CETcloud' login page. It features a dark blue header with the 'CETcloud' logo. Below the header, there is a white box with the text 'Type your user name and password.' and two input fields: 'User name:' and 'Password:'. A 'Sign In' button is located below the input fields. A blue arrow points from the 'Sign In' button to the text box on the right.

You will be redirected to the CET login page, you can use your normal school username and password.

Click on a **Team** to access conversations, files and assignments for that class.



Your work can be found in the 'general posts' area and will be available from the time you would normally have the lesson.

< All teams

CAI-21-

Class Notebook

Assignments

Grades

Insights

Channels

General

General Posts Files +

Lesson 1 - Language Techniques (RST).docx ...
Section_CAI-21-11xy-En1 > General

Lesson 1 - Poetic Forms.docx ...
Section_CAI-21-11xy-En1 > Gener

Lesson 1- Five Phase Formula.ppt ...
Section_CAI-21-11xy-En1 > General

Lesson 1- Structural Features ...
Section_CAI-21-11xy-En1 > Gener

Reply

13 October 2021

13/10 11:15

Remote Learning 13.10.21

1. Read through PowerPoint attached.
2. Fully annotate 'Slow Reader' with RST language and RST structure
3. Use the checklist for success and method to evaluate the model response (in PPoint)
4. Write a response using the checklist for success.

[See more](#)

Lesson 2 - Slow Reader Annotation.ppt ...

Reply

What to do with your completed work...

- Complete the work to the best of your ability (on paper or electronically)
- Keep your work safe and bring to school when you return
- Electronic work can be emailed to your class teacher if you wish
- Your class teacher will review your home learning and provide any support where needed to ensure you do not have any gaps in your knowledge or learning.