

# How to access your learning from home



## Using Microsoft Teams

Mrs Ingham – Assistant Principal Teaching and Learning

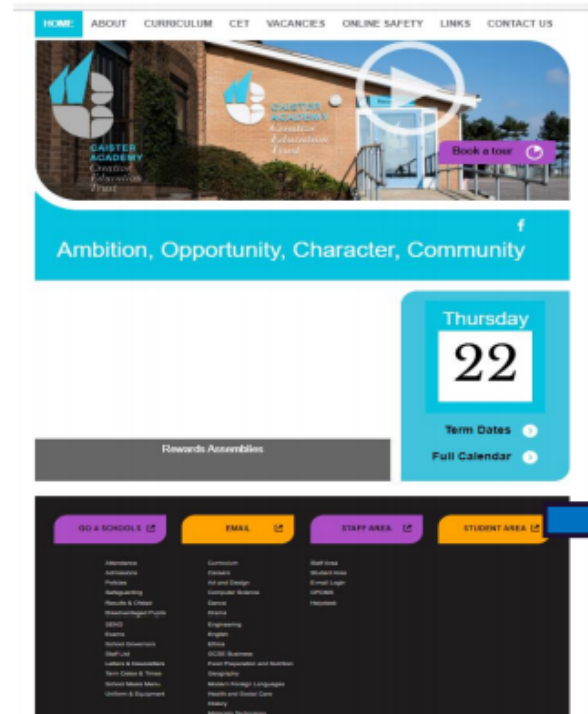
**CAISTER ACADEMY**

*Creative Education Trust*

**School of Literature  
and Performing Arts**

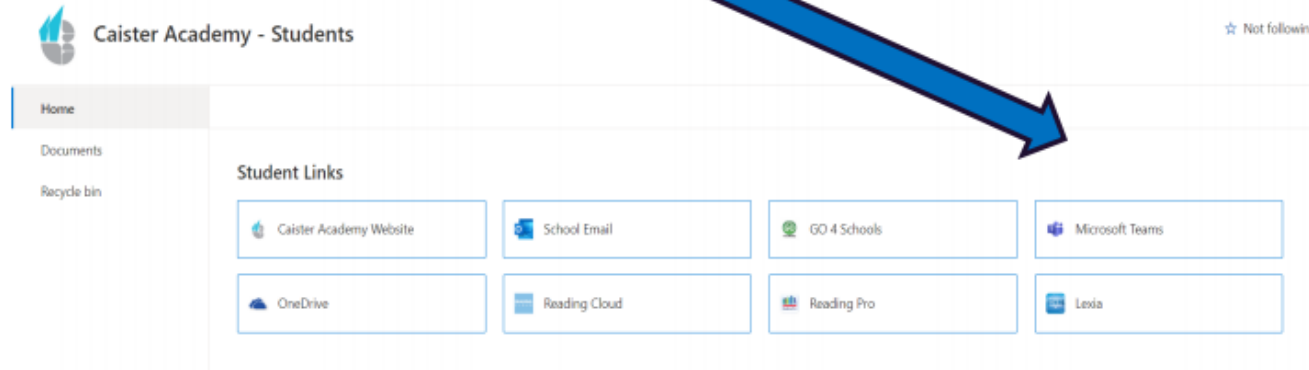
# How to access your lessons on Microsoft Teams

Teams can be accessed through the Caister Academy website.



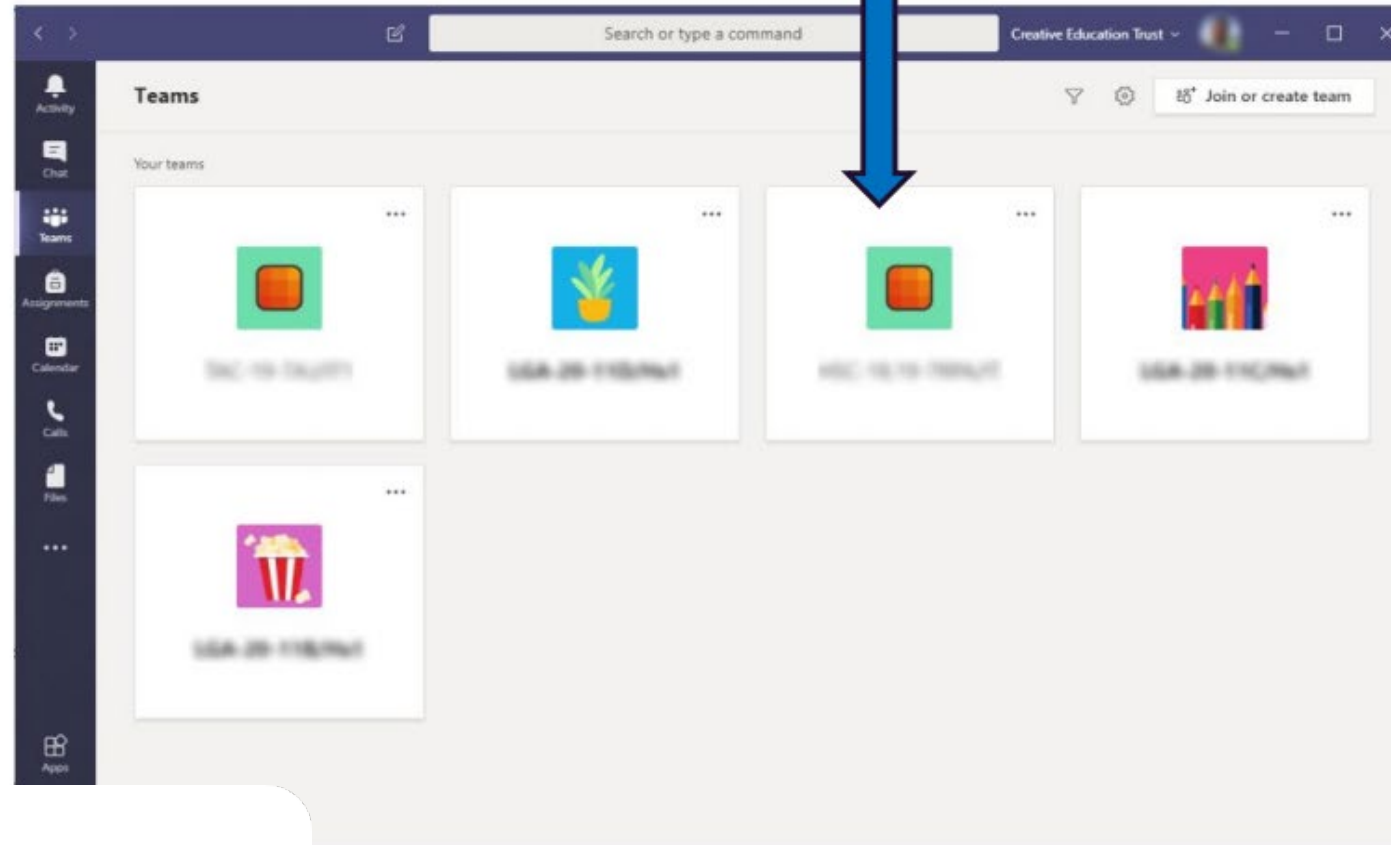
Select  
**Student  
Area** on  
the  
website.

The **Student Links** menu will appear. Select **Microsoft Teams**. It will ask for your school email address.



You will be redirected to the CET login page, you can use your normal school username and password.

Click on a **Team** to access conversations, files and assignments for that class.



Your work can be found in the 'general posts' area and will be available from the time you would normally have the lesson.

< All teams

**CAI-21-**

Class Notebook

Assignments

Grades

Insights

**Channels**

General

**General** Posts Files +

Lesson 1 - Language Techniques (RST).docx ...  
Section\_CAI-21-11xy-En1 > General

Lesson 1 - Poetic Forms.docx  
Section\_CAI-21-11xy-En1 > Gener

Lesson 1- Five Phase Formula.ppt ...  
Section\_CAI-21-11xy-En1 > General

Lesson 1- Structural Features  
Section\_CAI-21-11xy-En1 > Gener

Reply

13 October 2021

13/10 11:15

**Remote Learning 13.10.21**

1. Read through PowerPoint attached.
2. Fully annotate 'Slow Reader' with RST language and RST structure
3. Use the checklist for success and method to evaluate the model response (in PPoint)
4. Write a response using the checklist for success.

[See more](#)

Lesson 2 - Slow Reader Annotation.ppt ...

Reply